

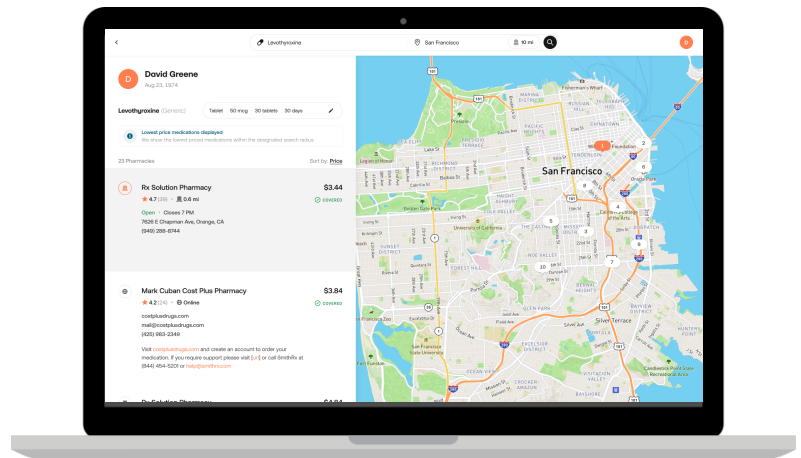
Member Portal Overview

Overview

We've redesigned our member portal to help members get the most from their pharmacy benefits. Find key plan info, ID cards, history of prescriptions and connect directly with our team. The member portal should be the first stop for all SmithRx plan members. Access the member portal member.mysmithrx.com.

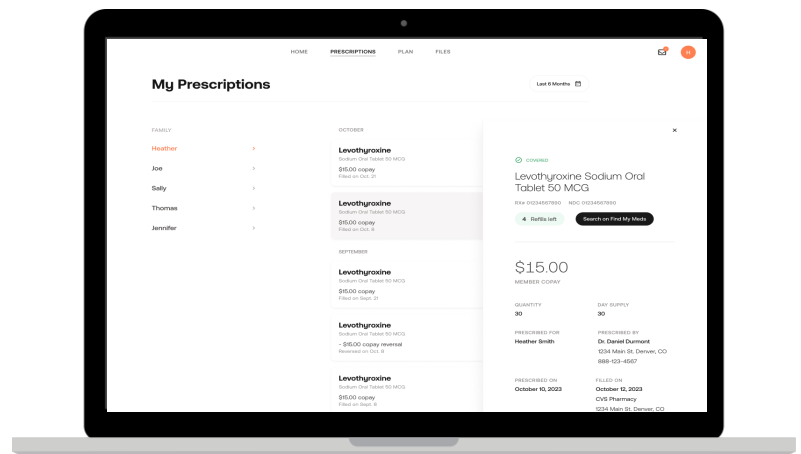
Find My Meds

Search for a medication by city or zip code and see cost estimations based on your benefits for pharmacies near you. Easily find pharmacy contact information so you can plan your fill.



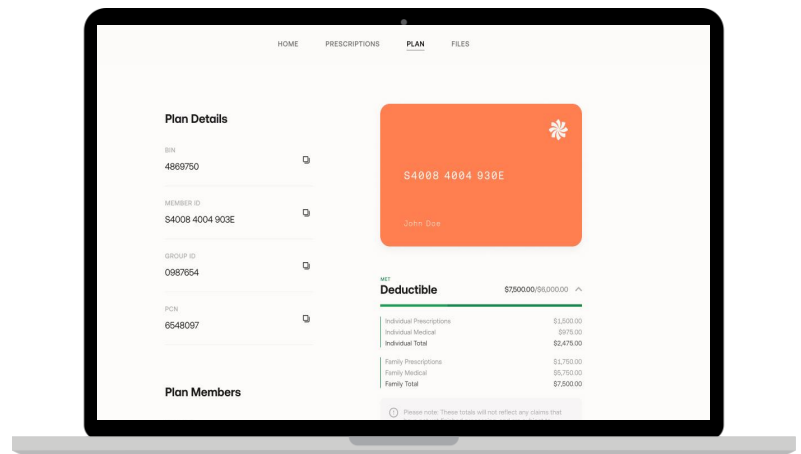
Prescriptions

Find a full history of prescriptions you've filled in the Prescription section. View the drug name, quantity, and strength, date of fill, prescriber details, and the copay amount.



Member ID and Plan Info

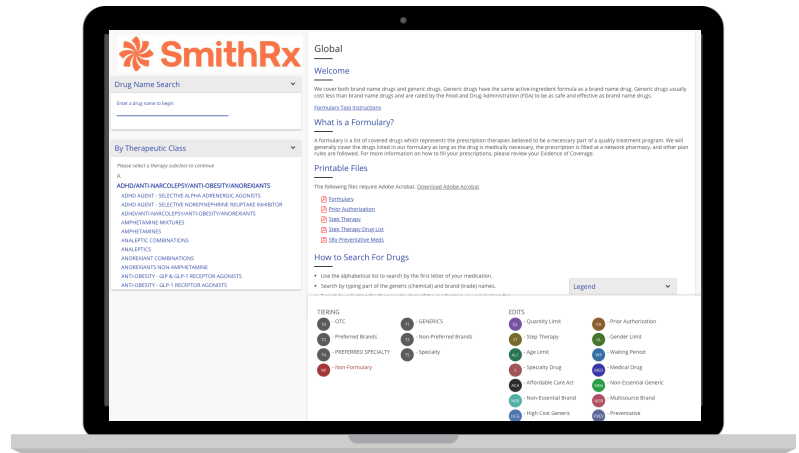
Access your ID card and plan details in the Plan section of the member portal. Pro tip: copy card ID values and paste them directly into forms.





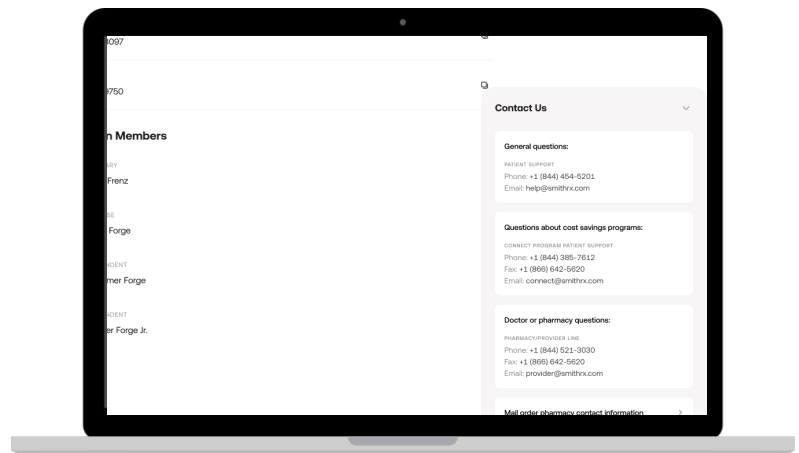
Formulary Look-up

The Formulary Look-up in the Files section of the member portal can help you view drug coverage information along with detailed information such as dosage, chemical name, and alternative names (i.e. brand, generics).



Contact Us

The Contact Us drawer at the bottom right of the Prescriptions, Plan, Files, and Profile pages has phone numbers and contact info for various SmithRx helplines, as well as contact information for our partner pharmacies.



Profile

Manage your credentials, 2-step verification, and contact information on the Profile page. Navigate to this page by clicking the name icon on the upper right corner of the screen.

