

Medical: Prudent Buyer PPO/EPO

How to Find a Provider

Visit <https://www.anthem.com/ca/find-care/> and select one of the 3 options to search for providers.

- [Log in to Find Care](#) to access your personalized portal and elected plan;
- Use [Member ID for Basic Search](#) if you know your 3 digit prefix. (first 3 values of your ID Number on your ID Card)
- Click [Basic search as a guest](#) to enter your plan.

Searching as a Guest? Follow the steps below.

STEP 1

Complete the fields with the following selections:

- What type of care are you searching for? Use drop down to select: [Medical Plan or Network](#)
- Your plan is offered in California. Use drop down to select: [California](#)
- How do you get health insurance? Use drop down to select: [Medical \(Employer-Sponsored\)](#)
- Select a plan or network. Use drop down to select [Prudent Buyer PPO/EPO](#)
- Click [Continue](#)


STEP 2

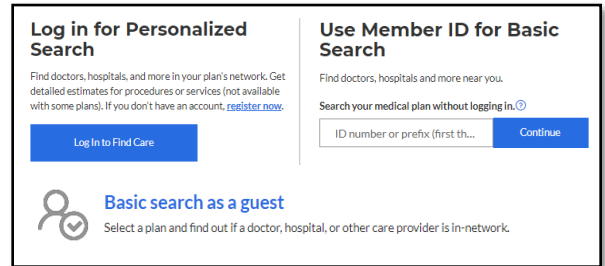
Enter the Zip Code in the far-left box for the location you are searching for a provider. You then have two ways to narrow your search:

- Option 1: Enter in the [Physician's Name, Specialty, NPI or license number](#) in the Search Box. The results will appear below and you can select the provider name or click [View All](#).
- Option 2: Scroll down and click one of the Search by Care Provider boxes. The results will appear on a new screen, click the physician's name to obtain additional details.

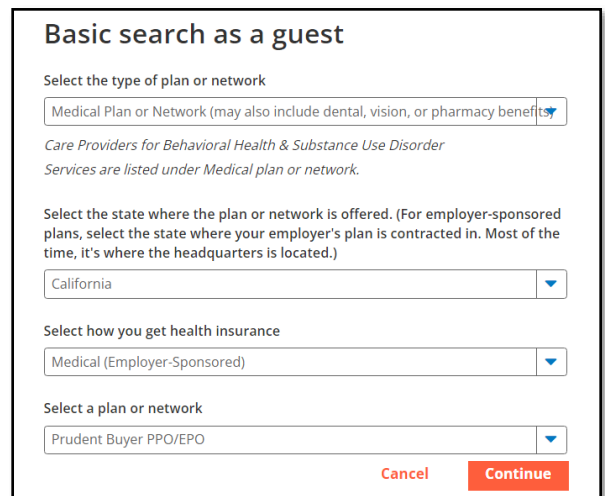
STEP 3

View your search results.

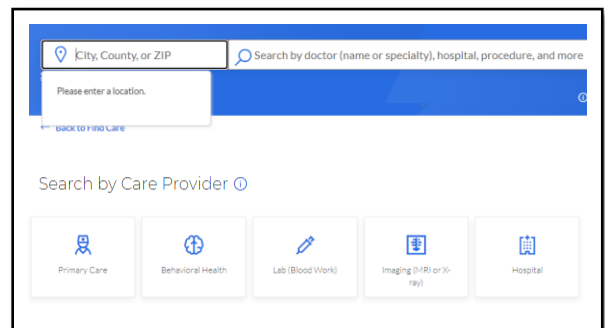
- Click the  printer icon to print the results of your search.
- Click on a provider name to see more details.



The screenshot shows two main options for logging in to find care. On the left, 'Log in for Personalized Search' includes a link to 'Log In to Find Care'. On the right, 'Use Member ID for Basic Search' includes a field for 'ID number or prefix (first th...)' and a 'Continue' button. Below these is a 'Basic search as a guest' option with a sub-option to 'Select a plan and find out if a doctor, hospital, or other care provider is in-network.'



The screenshot shows the 'Basic search as a guest' form. It has several dropdown menus: 'Select the type of plan or network' (Medical Plan or Network), 'Care Providers for Behavioral Health & Substance Use Disorder Services are listed under Medical plan or network.', 'Select the state where the plan or network is offered.' (California), 'Select how you get health insurance' (Medical (Employer-Sponsored)), and 'Select a plan or network' (Prudent Buyer PPO/EPO). There are 'Cancel' and 'Continue' buttons at the bottom right.



The screenshot shows the search results page. At the top, there are search boxes for 'City, County, or ZIP' and 'Search by doctor (name or specialty), hospital, procedure, and more'. Below that is a 'Please enter a location.' field. There is a 'Search by Care Provider' section with five icons: Primary Care, Behavioral Health, Lab (Blood Work), Imaging (MRI or X-ray), and Hospital.

Looking to estimate your cost?

View estimated member liability by registering and logging into [anthem.com](#) or on the Sydney Health mobile app. From [Anthem.com](#), select [Find Care & Cost](#). From the Sydney Health app, select the [Care](#) icon and then select [Find Care & Cost](#). Search for the procedure you would like to estimate your cost for.

