

Use the Find Care tool at anthem.com/ca to

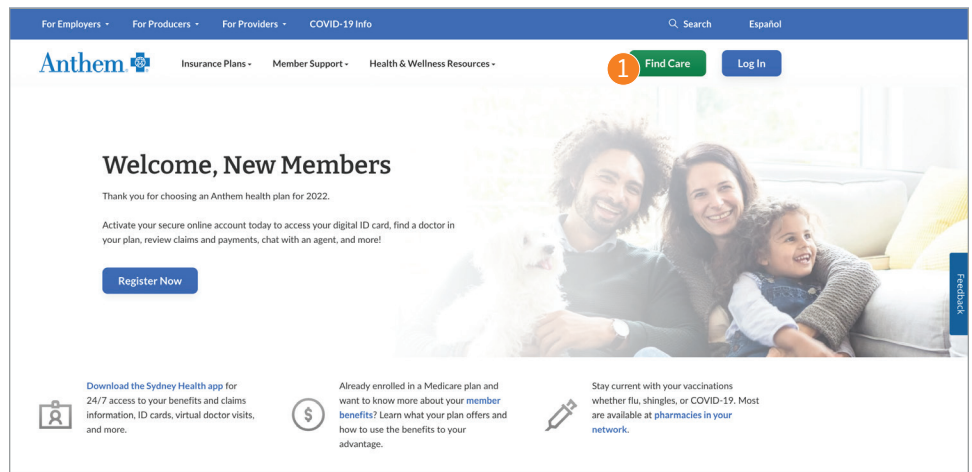
find the care you need

Anthem's Find Care tool was created to make it easy to find preferred primary care providers and specialists in your area. Whether you're searching for medical, dental, vision, or pharmacy, use this quick step-by-step guide to help you find the best doctors where you live and work.

General search

Step 1

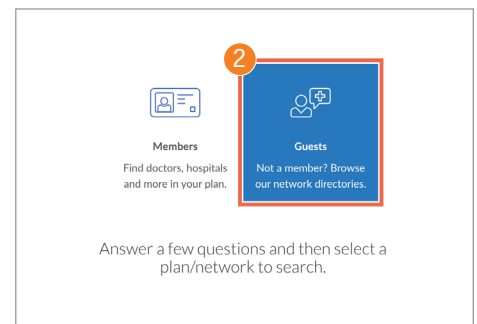
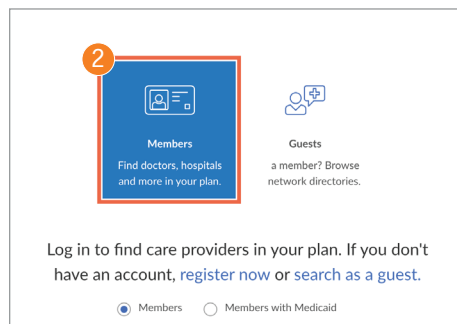
Go to: anthem.com/ca and select **Find Care** on the top right corner.



Step 2

There are two ways to search for a doctor:

- Select **Members** and log in with your username and password — you will be directed to your network of providers.
- Select **Guests** and answer four questions.



Step 3

For Guests:

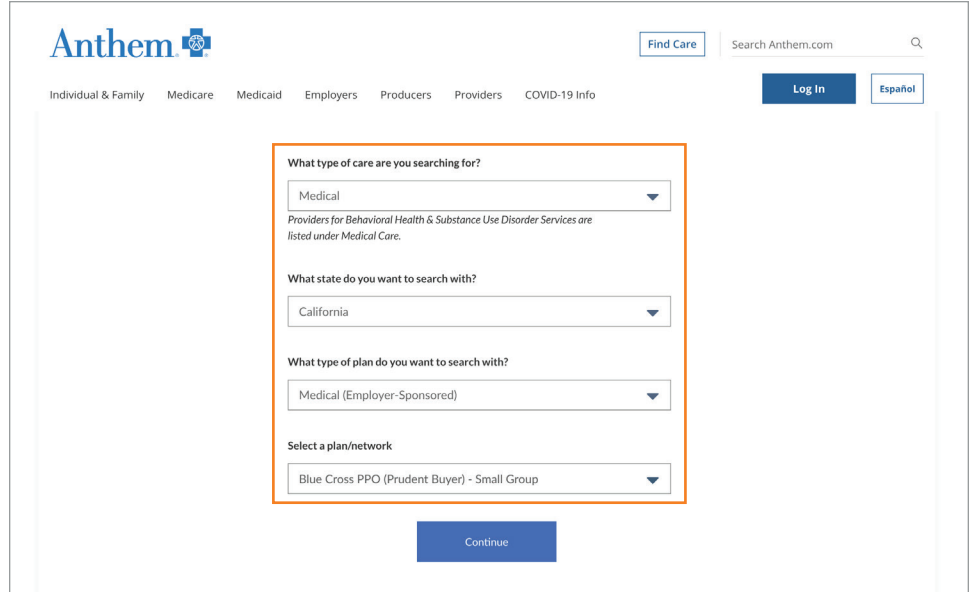
Select a drop-down box to answer each question.

Answers to the drop-down questions:

What type of care are you searching for? Medical. (You can also select dental, vision, or pharmacy providers from this drop-down.)

What state do you want to search with? Select the state you live in.

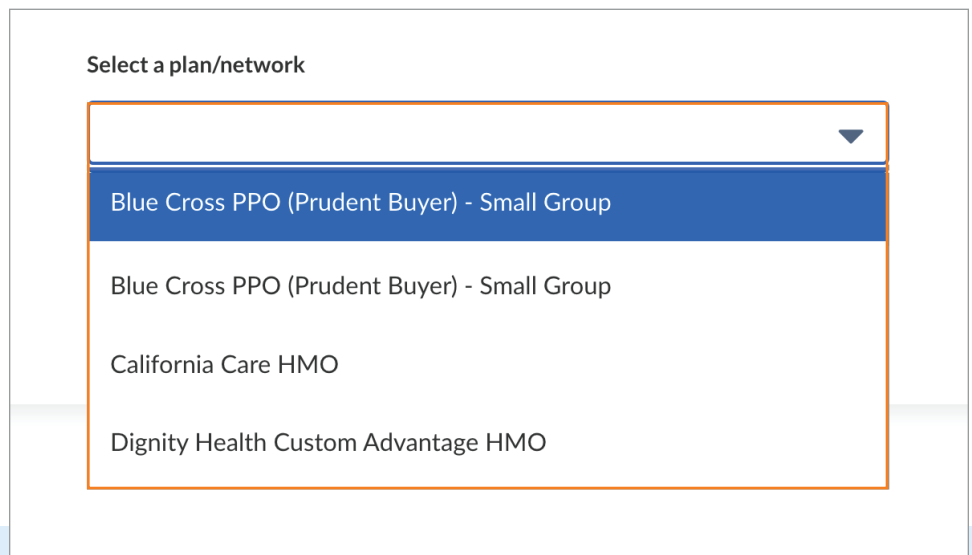
What type of plan do you want to search with? Medical (Employer-Sponsored).



Select a plan/network

If you are enrolled in HMO – California only, please select:

- Blue Cross HMO (CACare) – Small Group
- Select HMO
- Priority Select HMO
- Vivity



If you are located in California, enrolled in EPO, PPO, and spending account plans, please select:

- Blue Cross PPO (Prudent Buyer) – Small Group

If you are not located in California and enrolled in EPO, PPO, and spending account plans, please select:

- National PPO (BlueCard PPO)

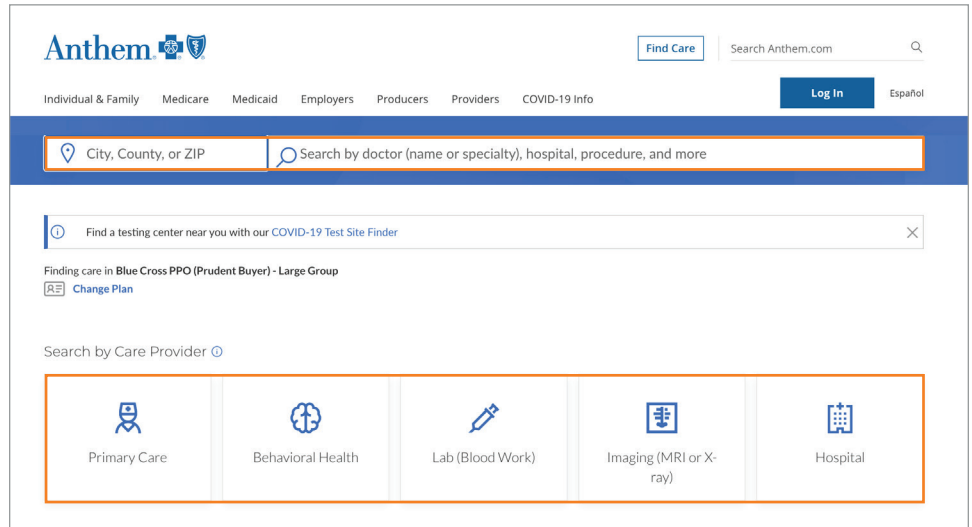
Once you've answered the four questions, select **Continue**.

Step 4

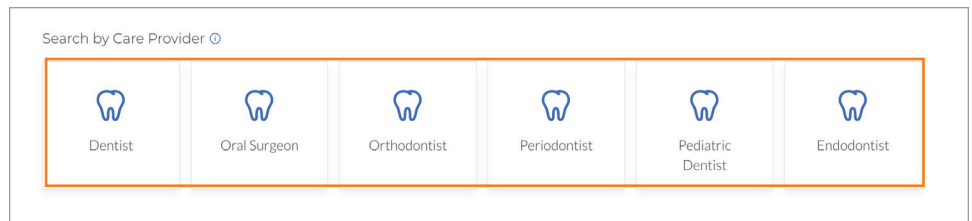
Search for care by entering:

- Your city, county, or ZIP code.
- Name or specialty, national provider identifier (NPI), or license number.
- You can also select the *Search by Care Provider* boxes listed in blue for frequently searched care options.

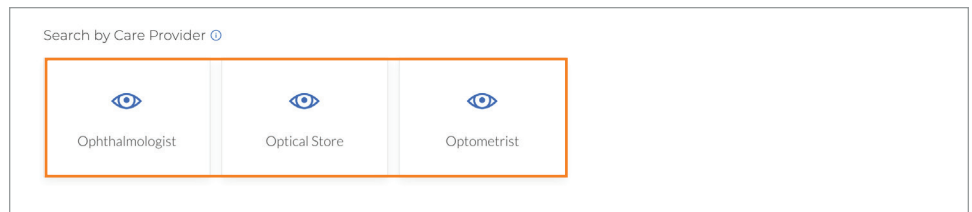
If you are looking for a **medical**




If you are looking for a **dental** provider:



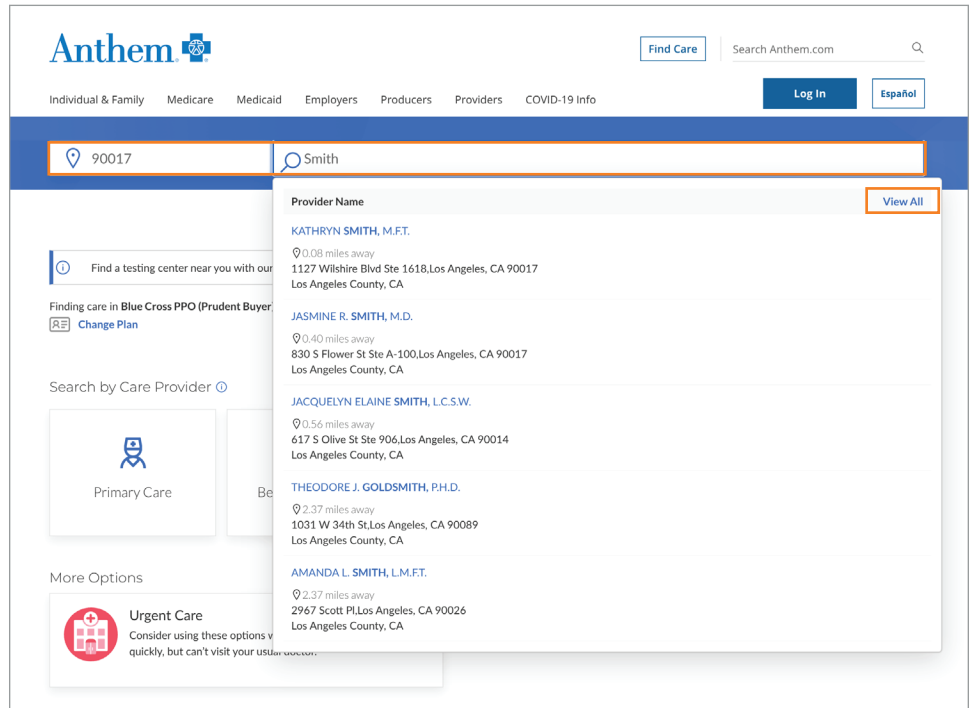
If you are looking for a **vision** provider:



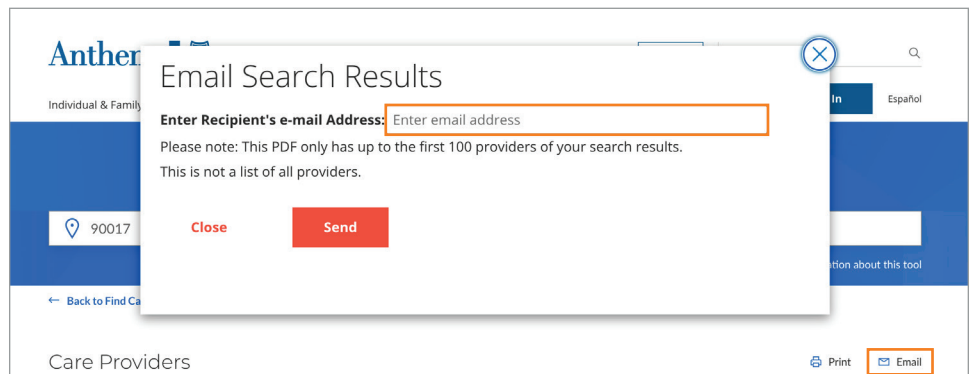
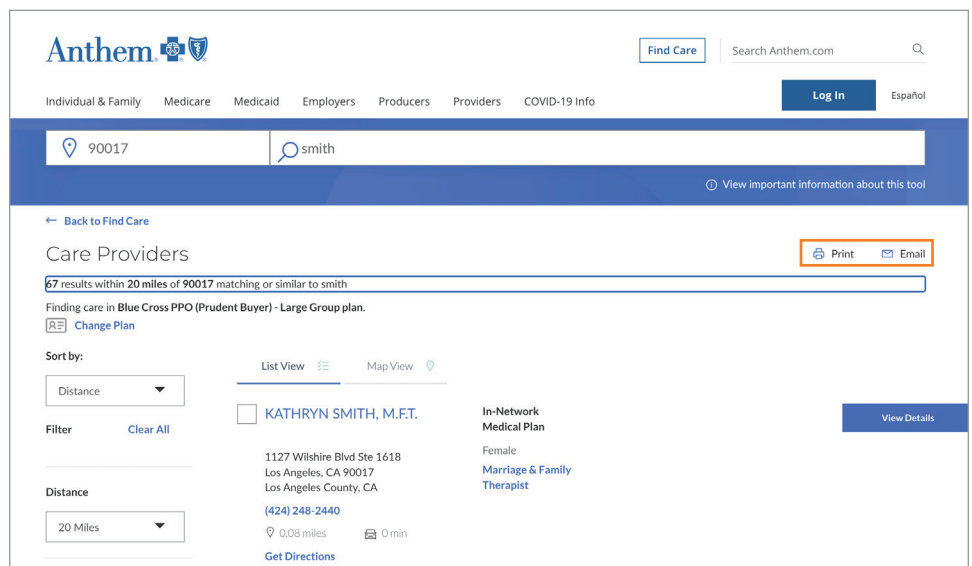
If you are looking for a **pharmacy** provider:



- If you enter a provider's name and your ZIP code, a list of providers will appear. To see a full list of providers with similar names, select **View All**.



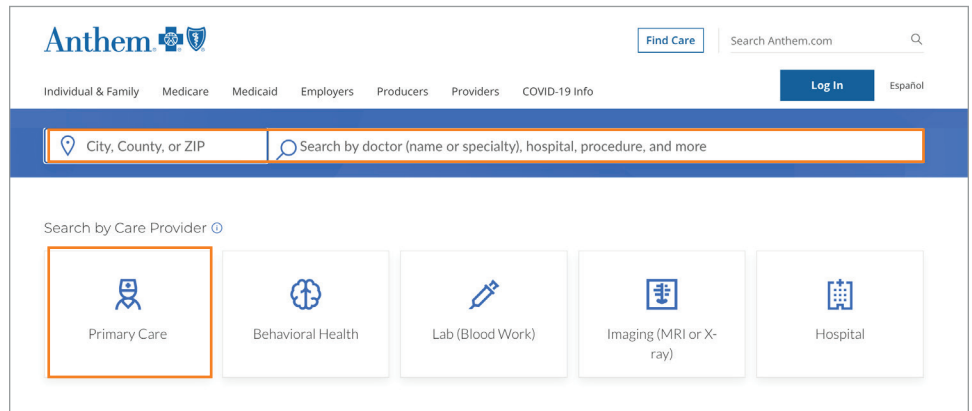
- A list of providers will populate from your search. You can print it or email the list to your personal email.



HMO – How to find a provider’s ID number

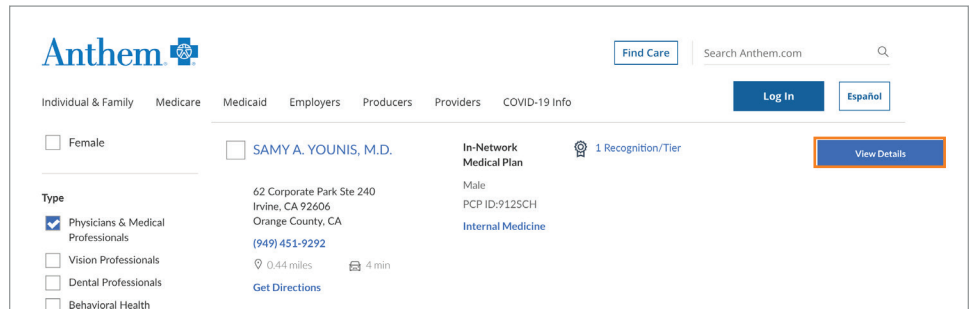
Step 1

After entering your city, county, or ZIP code, select the **Primary Care** button under the *Search by Care Provider* section.



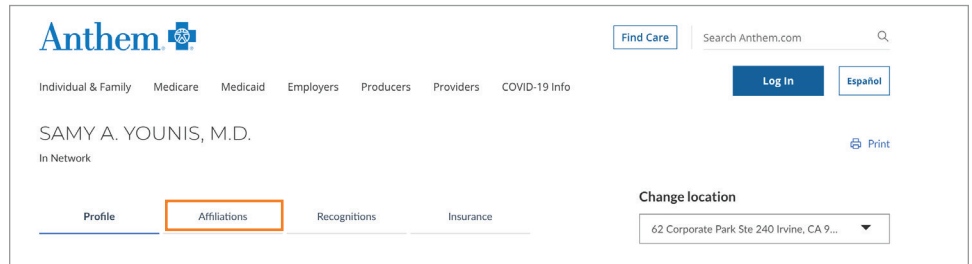
Step 2

When the search populates with providers in your area, you will need to determine which **PCP ID/Enrollment ID** number to use to identify them as your primary care physician. To view this information, select the **View Details** button for the specific provider.

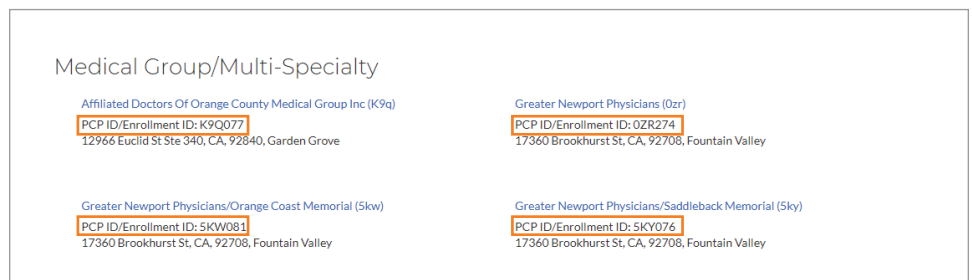


Step 3

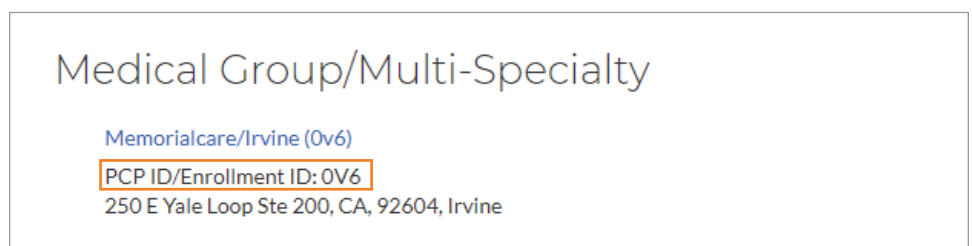
You are now on the provider’s details page. To view the medical groups the provider is affiliated with, select the **Affiliations** tab.



Your provider may participate in numerous medical groups. Please use the **PCP ID/Enrollment ID** that corresponds with the medical group of choice for your enrollment. Primary care physicians will have a six-digit code.



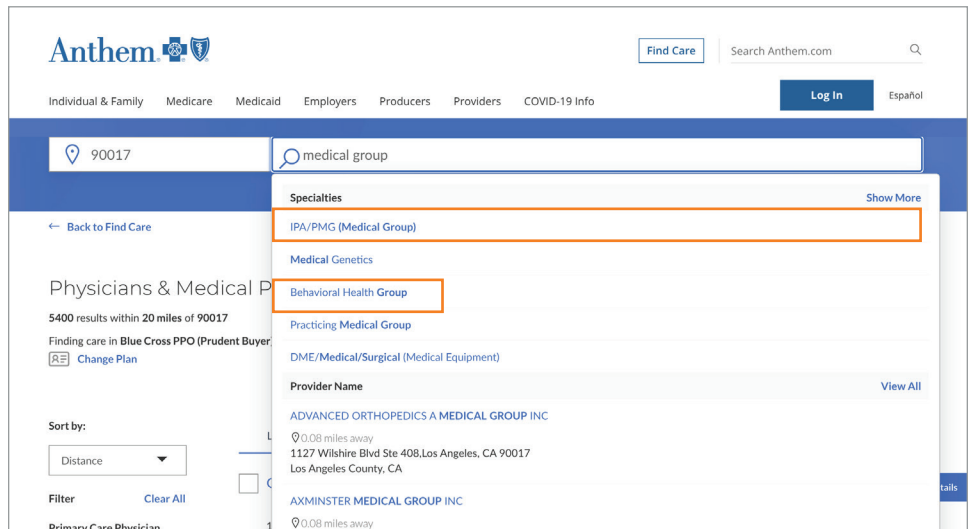
If there is no **PCP ID/Enrollment ID**, use the code beside the medical group name. Medical groups have a three-digit code. In the example below, the medical group code is **OV6**.



HMO – How to search for IPAs/medical groups

Step 1

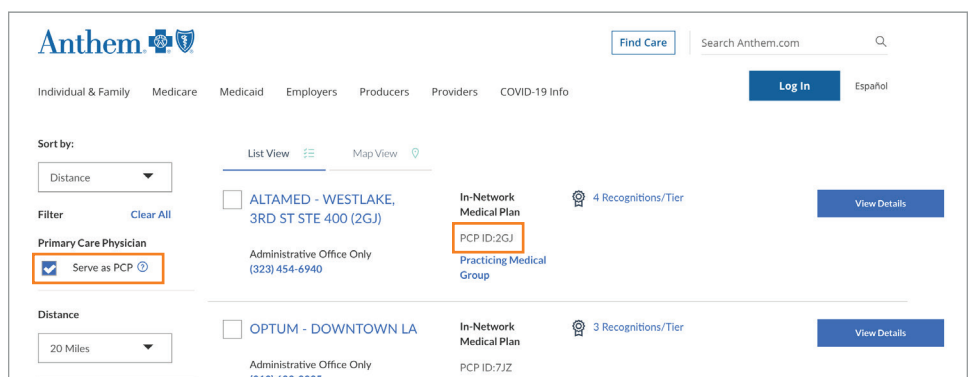
After entering your city, county, or ZIP code, type **medical group** in the Search field. Then choose **IPA/PMG (Medical Group)** to see a complete list of medical groups in your HMO network.



Step 2

Once the listing of medical groups appears, you will see the filter options on the left side. Under *Primary Care Physician*, check the **Serve as PCP** box.

The medical groups with the **Practicing Medical Groups** listing are your practicing medical groups. They have a three-digit code.



Important HMO reminders

- HMO care is managed by the medical group you select.
- Make sure the doctor you choose has a contract with the medical group you select.
- Make sure the medical group is part of your HMO network.
- If you are trying to choose a specific hospital, your medical group will advise you which hospital you will use. It is dependent on the contracts the medical group has with the hospital and the admitting rights of the physician.

We are here to help

If you have questions, please call Member Services using the phone number listed on the back of your member ID card.

Key: IPA = independent practice association; PMG = practicing medical group

Our Provider Finder tool is only as up to date as providers notify Anthem. Please contact your provider or call Member Services at the number located on the back of your member ID card to confirm that a provider is in your plan's network.

Anthem Blue Cross is the trade name of Blue Cross of California. Independent licensee of the Blue Cross Association. Anthem is a registered trademark of Anthem Insurance Companies, Inc.